



## **WSI – Sydney's Newest Gateway**

---

Singapore Airlines x Western Sydney International Airport

---

# Inbound SIN – SYD / WSI Schedules\*

From **23 November 2026**, Singapore Airlines will introduce daily non-stop flights from Singapore to **Western Sydney International Airport** – our newest Sydney gateway.

Together with our Sydney Kingsford Smith services, travellers can enjoy **five daily flights** between Singapore and Sydney.

Flight Number	Frequency	Dept Apt	Dept Time	Arrival Apt	Arrival Time	A/C Type	Block Time
SQ 231	Daily	SIN	00:45	SYD	11:50	A380	8:05
SQ 241	Daily	SIN	07:05	SYD	17:55	A359L	7:50
SQ 211	Daily	SIN	10:30	SYD	21:15	B777	7:45
SQ 201	Daily	SIN	11:30	WSI	22:20 <sup>^</sup>	A359M	7:50
SQ 221	Daily	SIN	20:40	SYD	07:40 <sup>+1</sup>	A380	8:00

\*Correct as at 25 March 2026. Daily services to WSI are subject to change and regulatory approvals.

# Outbound SYD / WSI - SIN Schedules\*

The new SQ flight from **Western Sydney International Airport** will depart in the evening, so travellers can make the most of their day in Sydney.

Flight Number	Frequency	Dept Apt	Dept Time	Arrival Apt	Arrival Time	A/C Type	Block Time
SQ 212	Daily	SYD	08:20	SIN	13:20	B777	8:00
SQ 232	Daily	SYD	12:15	SIN	17:35	A380	8:20
SQ 222	Daily	SYD	16:10	SIN	21:20	A380	8:10
SQ 242	Daily	SYD	19:10	SIN	00:20 <sup>+1</sup>	A359L	8:10
SQ 202	Daily	WSI	23:55	SIN	05:05 <sup>+1^</sup>	A359M	8:10

\*Correct as at 25 March 2026. ^Daily services from WSI are subject to change and regulatory approvals.

# Convenient Arrival & Departure Times

---


- **Mid-morning departure from Singapore (11:30)**
  - Provides ample rest – No need to rush early in the morning to the airport.
- **Night arrival in Sydney (22:20)**
  - Allows travellers to settle in for a night's rest before resuming activities the next day.
  - Avoids the inconvenience of arriving too late at night or during peak morning commute hours.
- **Late night departure from Sydney (23:55)**
  - Ideal for business travellers as it allows for a full day of work in Sydney.
  - Travellers can go directly to the airport after work or evening engagements.
  - Saving time and costs.
    - Reduces the need for additional accommodation expenses.
    - Overnight flight aligns with natural sleep patterns to start fresh for work upon arrival in Singapore.
- **Early morning arrival in Singapore (05:05)**
  - Allows travellers to maximise their day in Singapore – begin work, meetings or sightseeing.
  - Avoids peak traffic times.
  - Allows transit passengers to efficiently catch connecting flights – provides enhanced and new connections to destinations such as Jakarta, Phuket, Chennai, Mumbai, Bangkok, Kuala Lumpur, Shanghai, London, Hong Kong plus more.

# A350 - 900 Medium Haul



40 Business Class

263 Economy Class Seats



# Cabin Product – Business Class



Enjoy a seat that converts into a full-flat bed with direct aisle access with our convenient 1-2-1 seat configuration.



Reserve a main course inspired by our International Culinary Panel of chefs from our Book the Cook menu before you fly.



Up to 40kg checked baggage allowance with priority check-in and boarding



Over 1,900 entertainment options on an 18-inch HD enabled touchscreen monitor with noise-cancelling headphones.



Exquisite range of amenities from Le Labo from the co-branded Business Class Amenity Kit (available on request on flights 6h and above).



# Cabin Product – Economy Class

Our Economy Class has seats that are designed to provide more personal space. Experience world-class onboard service, various meal choices, and an extensive range of entertainment options.



Ergonomically designed backrests contours.  
A six-way headrest for the perfect neck support.



Complimentary Wi-Fi offered for KrisFlyer members\*.



Choose from over 1,900 entertainment options on an 11.1-inch touchscreen monitor.



In-seat power supply shared to keep your devices charged.

Product information based on Airbus A350 medium haul aircraft.



# Key Facts & USPs about WSI



**Opening hours:**  
24 hours,  
7 days a week

WSI is unlocking greater choice and flexibility for airlines from Sydney's only 24/7 airport.

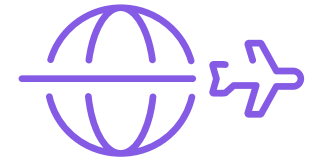


**Official opening:**  
October 2026



**Address:**  
40 Nancy Drive,  
Luddenham

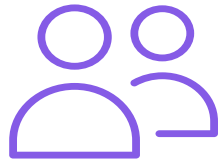
Western Sydney's catchment represents around 50% of Sydney's population today and is on track to reach 60% by 2033.



**IATA: WSI**

WSI will initially serve up to **10 million passengers** annually, with a strategy in place to develop the airport precinct to **82 million passengers a year**.

# Key Facts & USPs about WSI



## Customer-centric

A welcoming Australian design that ensures seamless, accessible journey for all customers supported by changing places and pet relief areas across the terminal



## Digitally-enabled airport

Transforming customer experiences through biometrics and next-generation baggage system using best-in-class technology and future-proofed solutions



## Swift Curb to Gate Journey

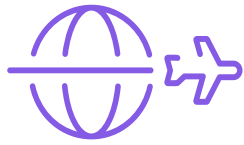
Automation, biometrics and an efficient terminal design enable Australia's fastest processing, supported by optimised walk-through security screening



## Fast, flexible check-in

Designed to support full common-use check-in, providing flexibility. WSI's 40 common-use kiosks and 34 self-service bag drops enable passengers to check in and lodge baggage at any available position, while airlines can opt for dynamic neighbourhoods to tailor service delivery and branding. Dedicated premium check-in facilities are also available, offering an enhanced, seamless experience.

# Key Facts & USPs about WSI




## Faster-flight connections

International and Domestic services located under one roof, reducing connection times and delivering a smoother travel experience.



## Smooth screening flow

Enhanced lanes, modern screeners, and dedicated composure zones ensure a faster, stress-free screening experience for every passenger



## Built for flexibility

Our adaptable gate lounge system can switch between domestic and international operations in minutes, helping us manage busy periods and deliver an efficient passenger experience.

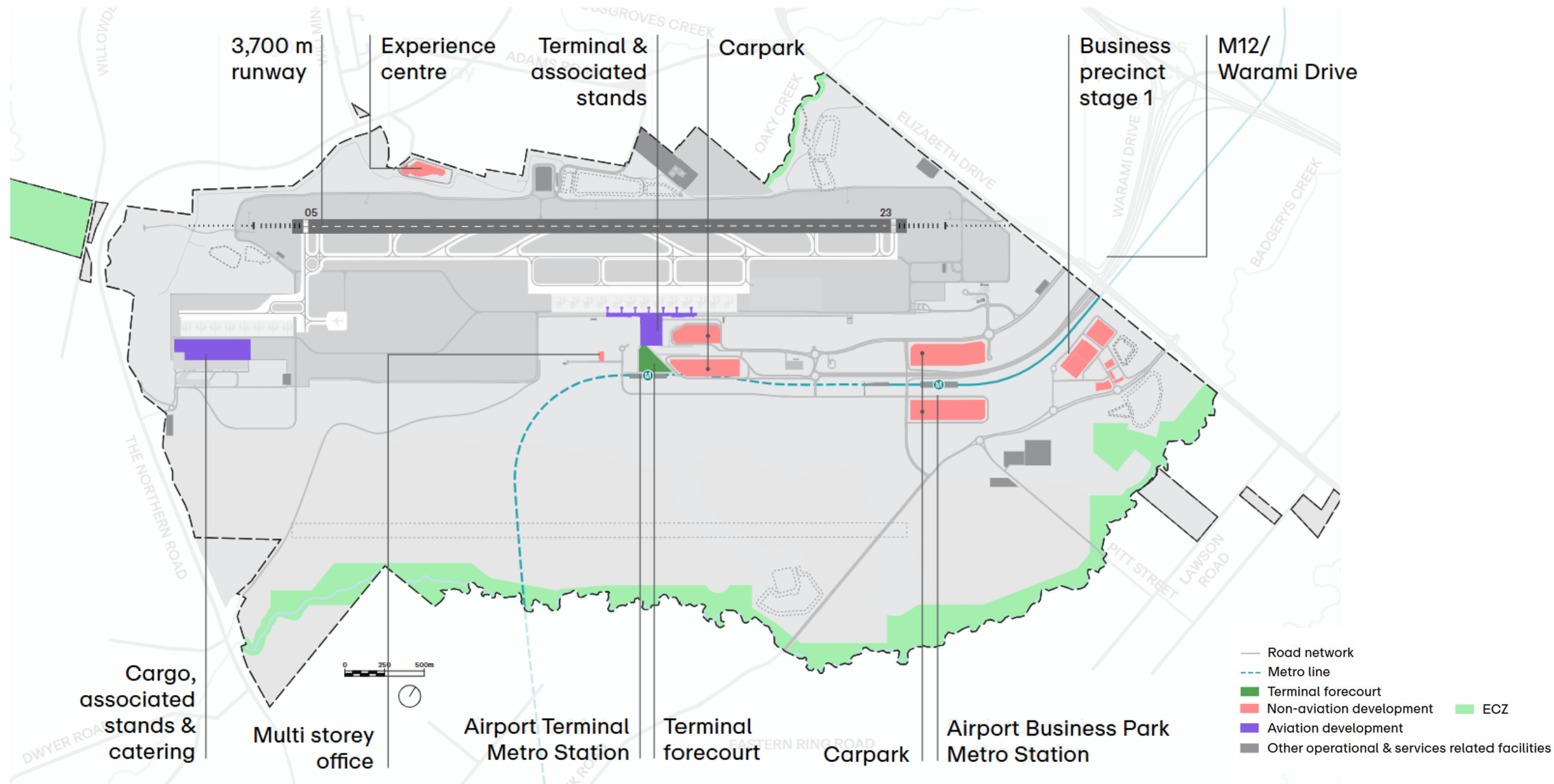


## Faster taxi times

An airfield built for efficiency with rapid exit taxiways, that deliver average taxi times of five minutes.

# Facilities and Lounges at WSI

Opening for passengers in October 2026. Built to meet Sydney's growing demand for aviation services.



# Facilities and Lounges at WSI

## Premium Lounge

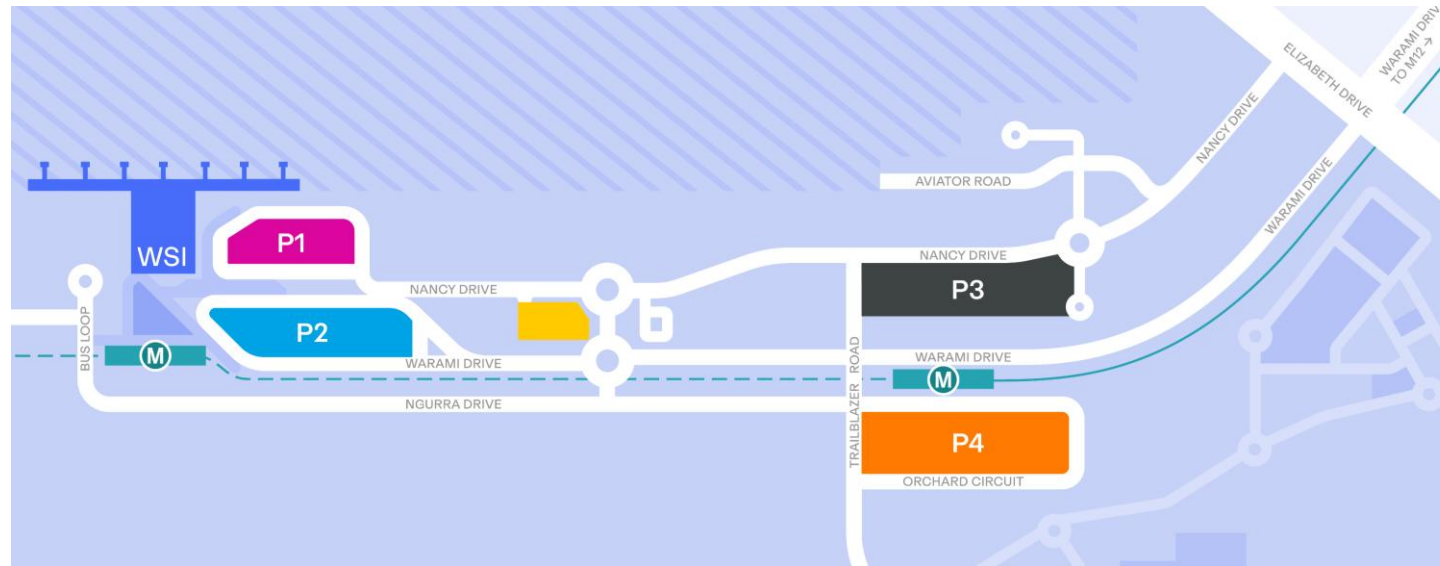
With views across the Blue Mountains, the premium lounge will offer a variety of zones, including a bar, dining and lounge areas.

Guests will have access to premium bathroom amenities and shower suites.

*\*Lounge depicted will be operated by WSI – access policies will remain aligned with KrisFlyer and PPS Club programme rules. SIA will not be operating a dedicated SilverKris Lounge at WSI when operations commence.*



# Transport Access to/from WSI



## M12

The new toll-free M12 motorway links WSI directly to the CBD, and Parramatta via the M7, M4 and M5 .

The M12 connection to WSI is open with the M7 connection opening in mid 2026, well ahead of passenger services.

## 6000+

6,000+ car spaces are available including covered parking, Long-term parking, Accessible parking and Electric vehicle charges.

Parking is designed to offer convenient access across the precinct, and options to suit all your needs and budgets. Online booking via WSI will be available later this year.

## 5+

New bus routes will run every 30 minutes to and from WSI from 4:30am-12:00am Sunday to Thursday, and 4:30am-1:00am Friday to Saturday, connecting Penrith, Campbelltown, Liverpool, Mount Druitt and Leppington.

## 6

Major car rental operators to allow flexibility and choice.



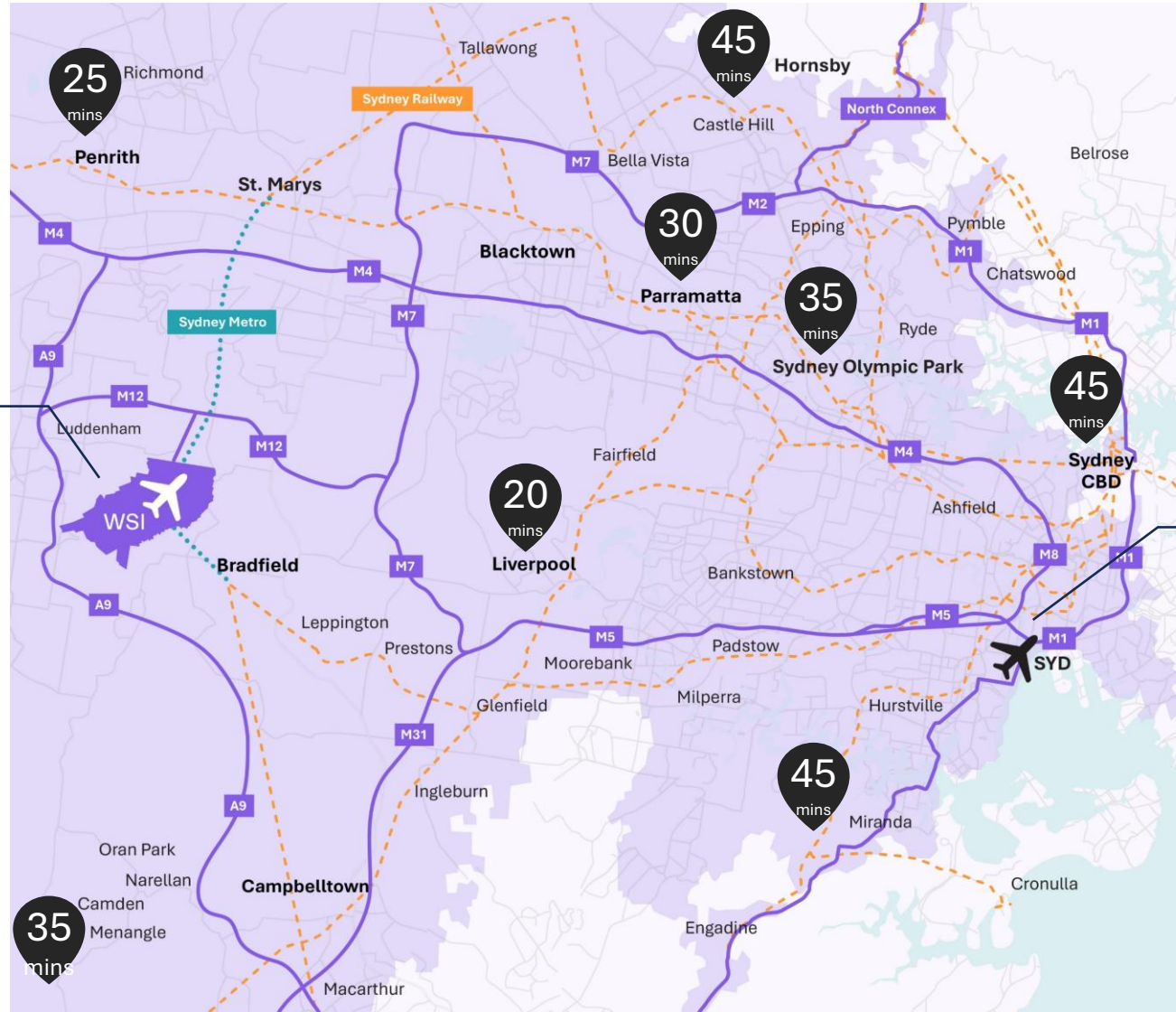
# Sydney Airport Locations

65%

Of Sydney can be reached within a ~45 minute drive from WSI by car, rideshare or taxi via the new toll-free M12 motorway with connections to the M7, M4 and M5.

**Western Sydney International (Nancy-Bird Walton) Airport (WSI)**  
[www.wsiairport.com.au](http://www.wsiairport.com.au)  
 1x daily SQ service

Estimated travel times provided by Western Sydney International Airport based on the arrival/departure times of the SQ flights.



**Sydney Kingsford Smith International Airport (SYD)**  
[www.sydneyairport.com.au](http://www.sydneyairport.com.au)  
 4 x daily SQ services

From	To	Date
SYD		
✈ Sydney (SYD)	Australia	12
✈ Sydney, Kingsford Smith (SYD)	Australia	12
✈ Sydney, Western Sydney International (WSI)	Australia	12

# Nearby Attractions and Hotels



WSI offers easy access to unique experiences

Exciting new travel itineraries for those 51% returning international visitors

+5.2%

International visitors to Western Sydney and growing.

+43.9%

NSW is the leading destination for First Nations cultural experiences.

+11.1%

Visitation to the North Coast.



30-45 minutes drive from WSI



1-3 hour drive from WSI



# Nearby Attractions and Hotels


## A growing hub of global luxury hotel brands located nearby

Over 100 hotel properties with more than 8,500 rooms, there are plenty of accommodation options located across Western Sydney.



Plus a strong pipeline of future hotel developments

- Marriott Hotel Parramatta
- InterContinental Parramatta
- QT Parramatta
- Quest Blacktown
- Winter Sports World Hotel
- Hilton Garden Inn Kingswood
- William Inglis Mgallery
- The Grand Liverpool Hotel
- Punthill Liverpool
- Bradfield City Hotels



# Nearby Attractions and Hotels


## Parramatta shines on Condé Nast Best Places to Go in 2026

Global publisher Condé Nast revealed its Best Places to Go in 2026. Parramatta – one of Sydney’s major centres, has achieved global recognition as one of the hottest places to visit in Oceania in 2026.

With the opening of WSI, plus new luxury hotel openings, including QT and InterContinental, Parramatta is rightfully putting itself on the global map.

Read the full article here plus more:

- [The Best Places to Eat in 2026 | Condé Nast Traveler](#)
- [A Western Sydney suburb has been named one of the world’s best places to go in 2026](#)
- [This unexpected Sydney suburb has just been named one of the world’s 10 best food destinations for 2026](#)



# FAQs

---

For more information on WSI visit: [wsiairport.com.au](https://wsiairport.com.au) and [subscribe](#) to the *Your WSI* newsletter to get the latest updates and events.

## **When does the airport open?**

The airport will be open for cargo operations in July 2026 and passengers from October 2026.

## **How will people travel to the airport on day one?**

People will have many ways of getting to and from WSI – including use of the brand new toll-free M12 and access to more than 6,000 car spaces; new bus services; ride share; taxis; tour buses, and private transfer services. The Sydney Metro – Western Sydney Airport line will also open soon after WSI commences operations.

## **How many gates does the terminal have?**

13 gates, with 7 fixed link bridges and 13 ‘smart’ passenger boarding bridges for boarding and disembarking an aircraft.

## **How much will we be paying for parking?**

WSI is in the process of working through the ground transport arrangements and will have more to say about that, including parking prices, over the months ahead, closer to the opening.

## **How will I check-in when I get to WSI?**

WSI has taken a common-user approach, which means any domestic or international passenger can use any of the 40 common-use kiosks and 34 self-service bagdrops no matter where you are flying or which airline you are flying with.

With facilities designed to cater for up to 10 million annual passengers, passengers can avoid queuing for check-in at traditional check in desks. WSI will also have intuitive signage to assist with making sure passengers know where to check-in as well as enabling airlines to opt for dynamic neighbourhoods to tailor service delivery and branding. Dedicated premium check-in facilities are also available, offering an enhanced seamless experience for premium travellers.

## **Will WSI have airline lounges upon opening?**

WSI will have a premium lounge offering for passengers. WSI’s dedicated lounge space will allow guests to enjoy pristine views of the Blue Mountains. WSI will be making further announcements about the lounge offering, closer to opening.

## **What retail stores will be available at WSI?**

WSI will shortly make announcements regarding their retail and food and beverage, and they will offer a top tier shopping experience for their customers with different types of retail stores including duty free, flagship travel essentials and food and beverage, just to name a few.

The background features a repeating floral pattern of white flowers and leaves on a light beige background. A semi-transparent grid of squares is overlaid on the left side of the image. The text "Thank You" is centered in a bold, dark blue font, with a solid orange horizontal line extending to the right from its base.

**Thank You**